

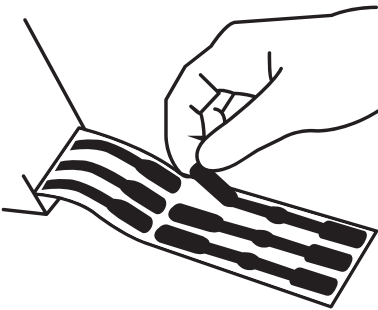
## ● STERI-TAMP™

### INSTRUCTIONS FOR SYRINGES AND CONTAINERS

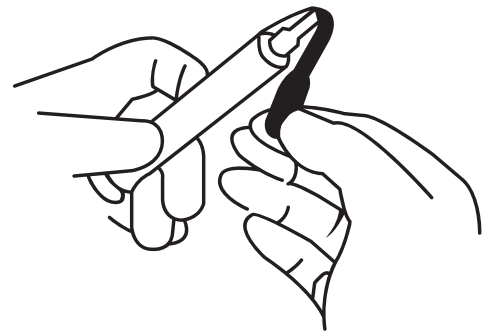
Steri-Tamp™ may provide assistance in monitoring whether injectable products have already been used. When removing the syringe cap, Steri-Tamp™ will tear. Steri-Tamp™ cannot be a substitute for good hospital practice and procedures.

#### NON-STERILE

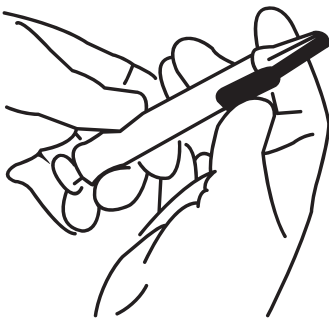
- 1 Remove Steri-Tamp™ from liner.**



- 2 Position ends of Steri-Tamp™ over syringe with the center covering the syringe cap.**



- 3 Press ends firmly to affix.**



- 4 Upon removing the syringe cap, Steri-Tamp™ will tear.**

