

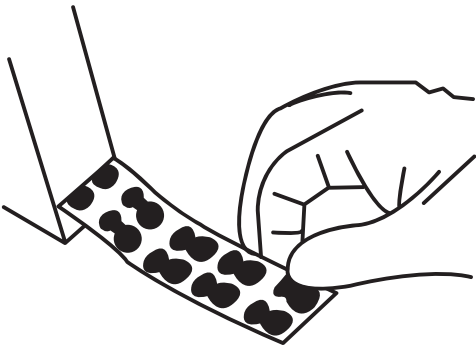
● STERI-TAMP™

INSTRUCTIONS FOR BELLY BUTTON BAG PORTS

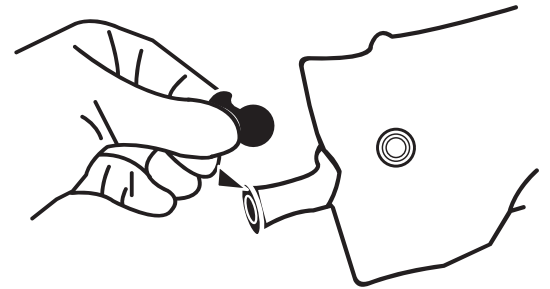
Steri-Tamp™ may provide assistance in monitoring whether injectable products have already been used by indicating “OPENED” when the metalized layer is removed. Steri-Tamp™ cannot be a substitute for good hospital practice and procedures. Allied Pharmacy Products does not guarantee or warrant sterility of the medications with which Steri-Tamp™ may be used.

STERILE: Contents have been GAMMA sterilized. The target area remains sterile until removed from liner.

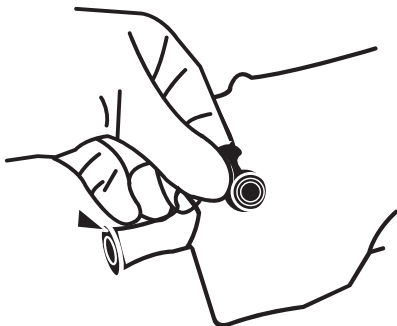
- 1 Remove Steri-Tamp™ from liner.**



- 2 Position the registration mark over center of the injection port.**



- 3 Press with thumb to firmly affix to port.**



- 4 Upon removal, the top layer will separate from adhesive ring.**

